



VENTURA COUNTY  
CONTINUUM OF  
CARE ALLIANCE

ENDING HOMELESSNESS  
IN VENTURA COUNTY

# 2017 State of Homelessness

# Overview of PIT, HIC and Recommendations

- 2017 Point-in-Time Count (Sheltered and Unsheltered Count and Survey Data)
- Broader context of 2017 numbers
- 2017 Housing Inventory Count
- 2017 Recommendations

# WHO IS COUNTED?

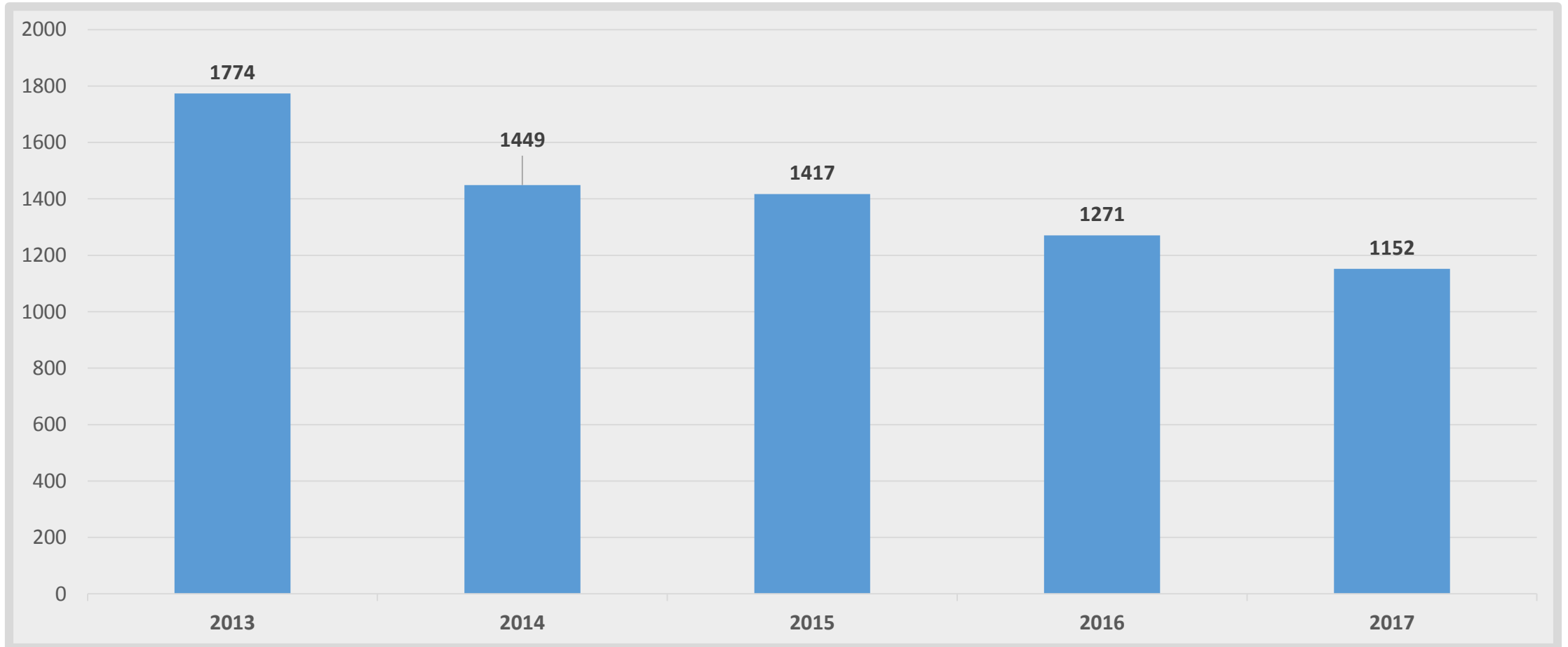
## HUD Definition

- Persons in Emergency Shelter
- Persons in motel paid for by program
- Persons in Transitional Housing
- Persons living in places not meant for human habitation: unsheltered, vehicle, encampment

## At-Risk/Other Populations (not included in HUD report)

- Persons doubled up in housing/living with family/friends
- Persons paying for their own motel room
- Persons in institutions (jail, hospitals, etc.)

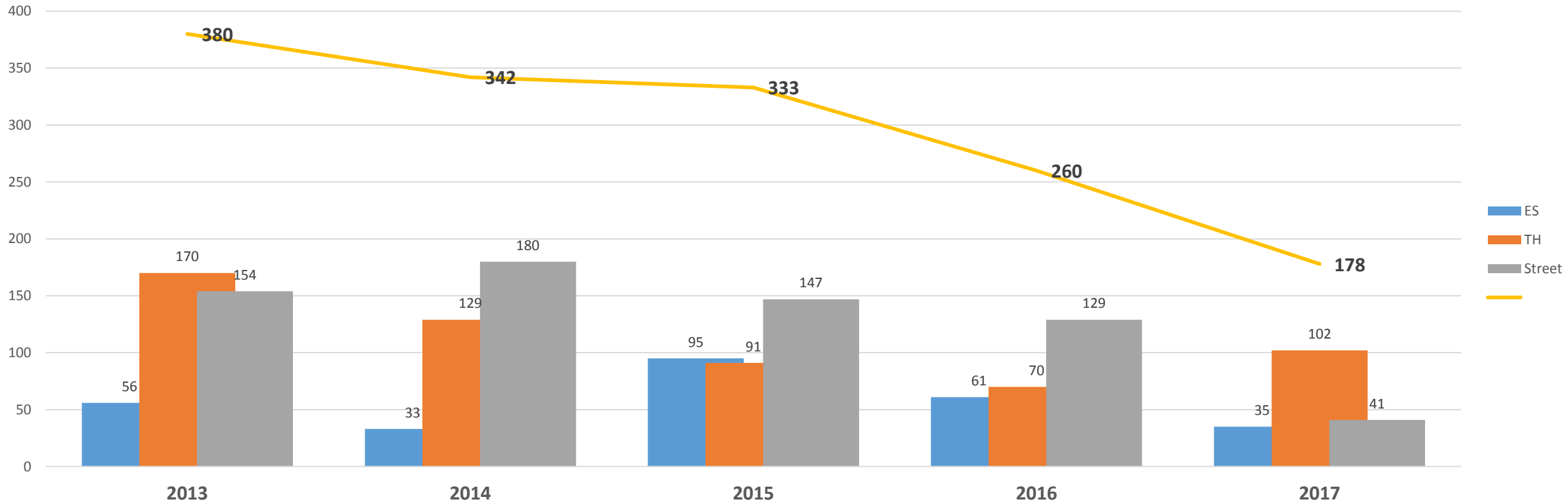
# HOMELESS COUNT 2013-2017



# FAMILIES WITH CHILDREN

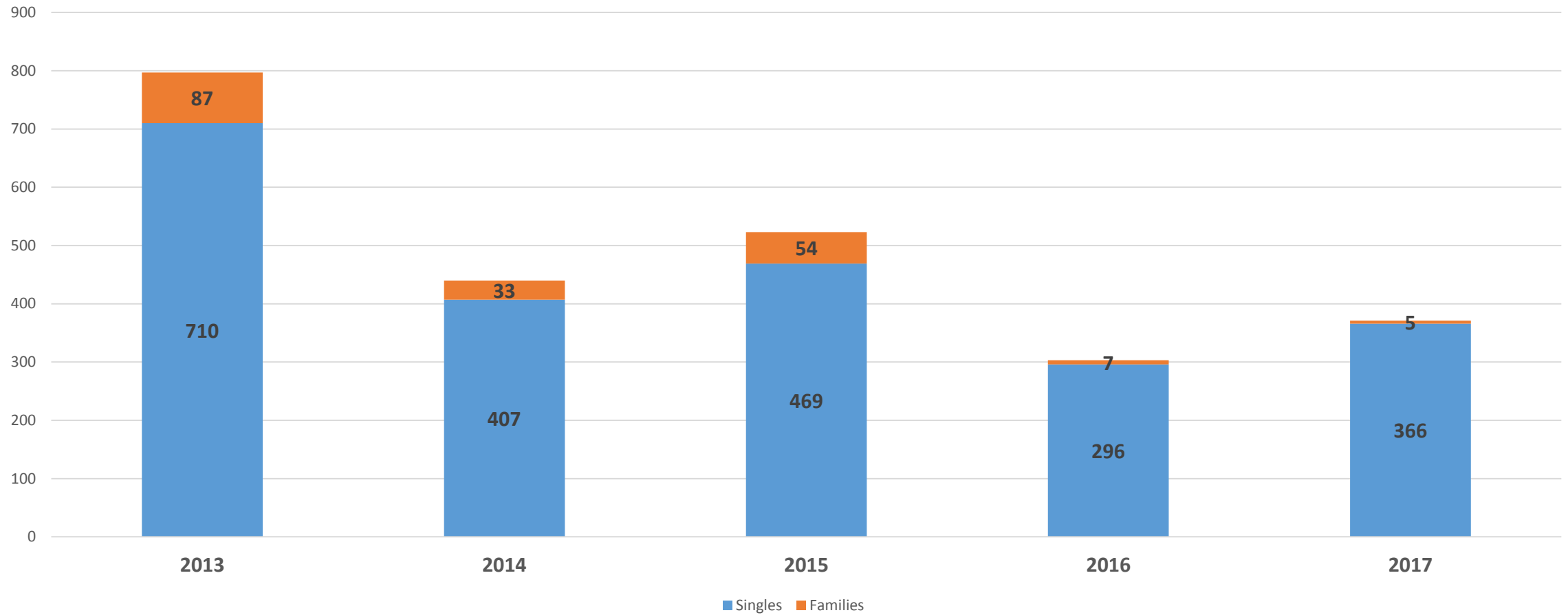
## TOTAL PERSONS

(Includes Sheltered and Unsheltered)



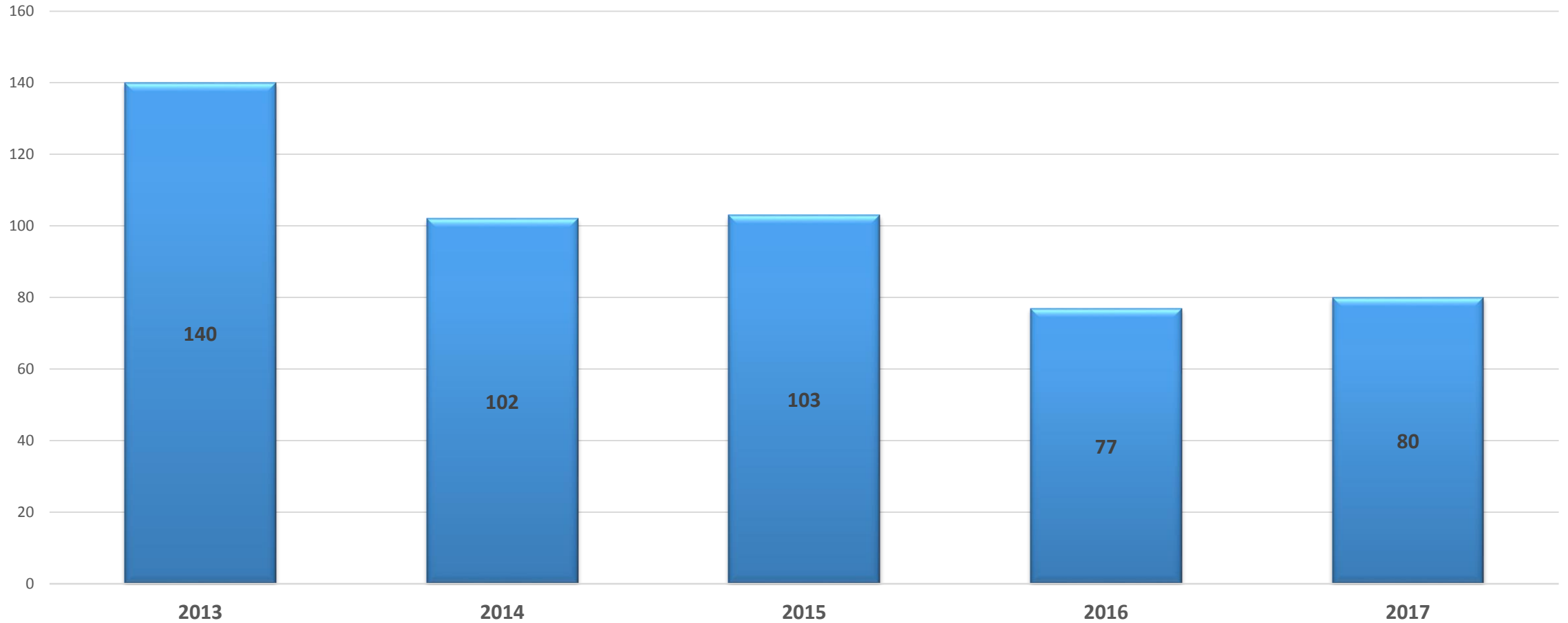
# PERSONS WITH DISABILITIES

Chronic Homeless Individuals and Families  
Sheltered & Unsheltered



# VETERANS

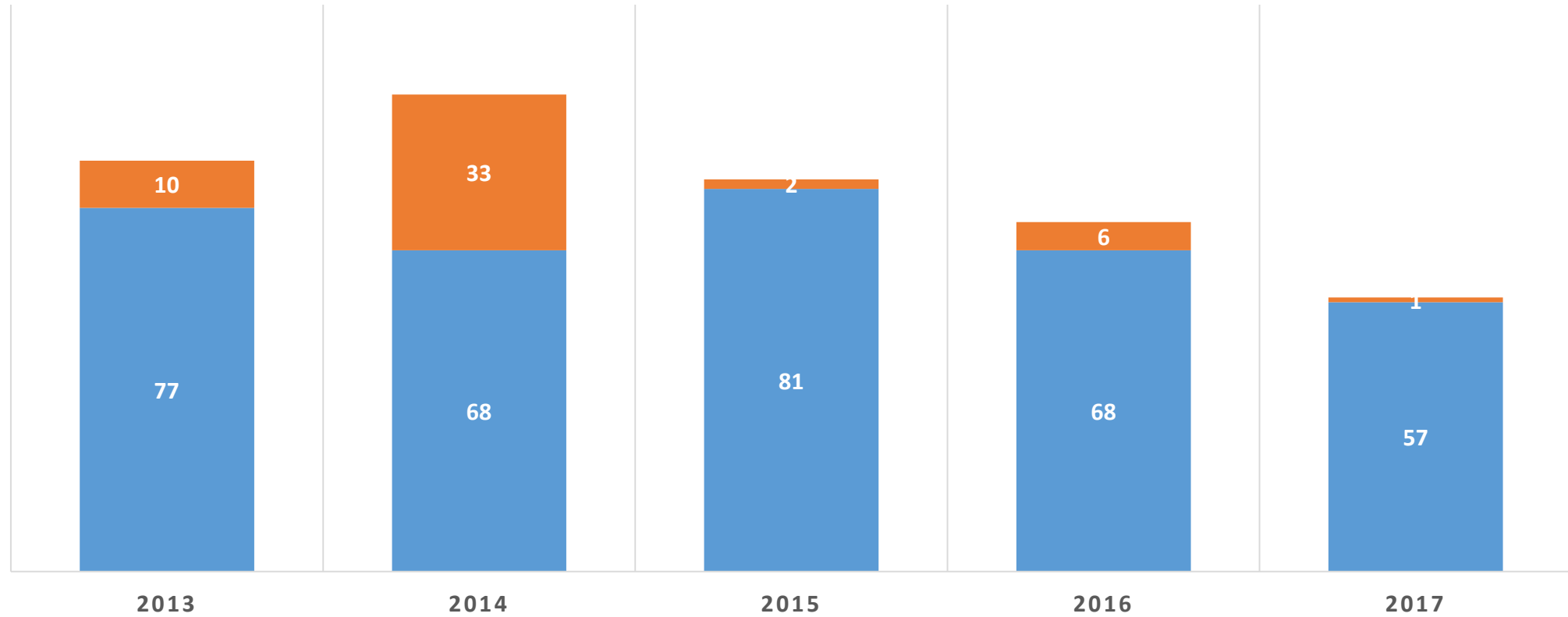
## Total Sheltered & Unsheltered



# YOUTH

## TOTAL SHELTERED & UNSHELTERED

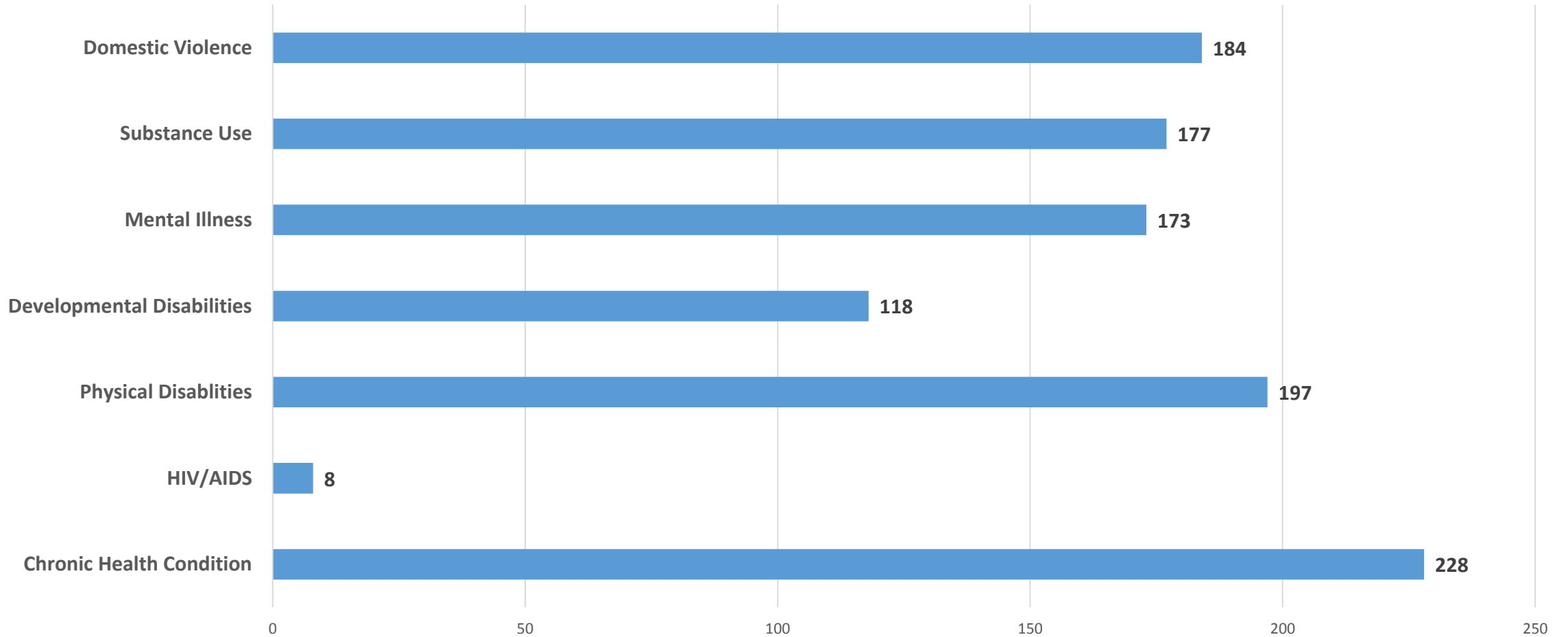
■ 18-24 ■ Under 18



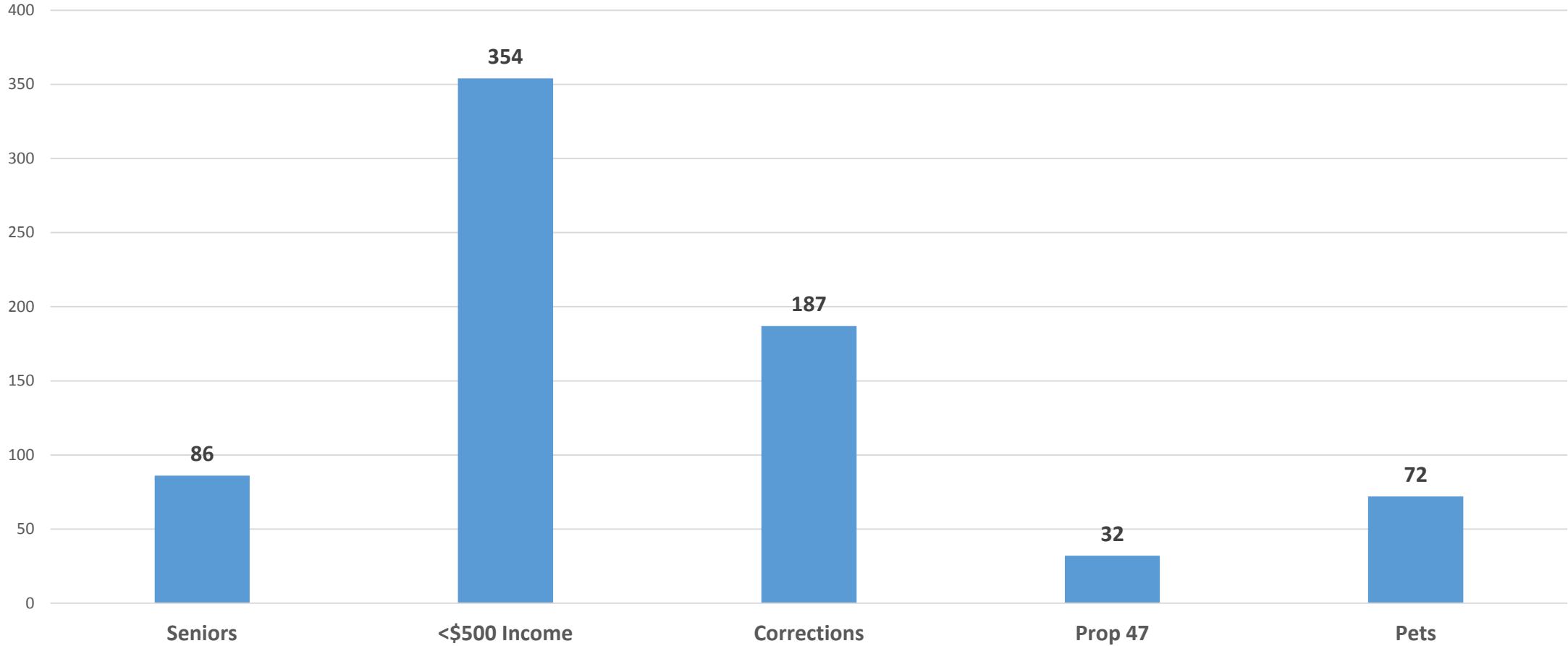


# 2017 SUBPOPULATION DATA

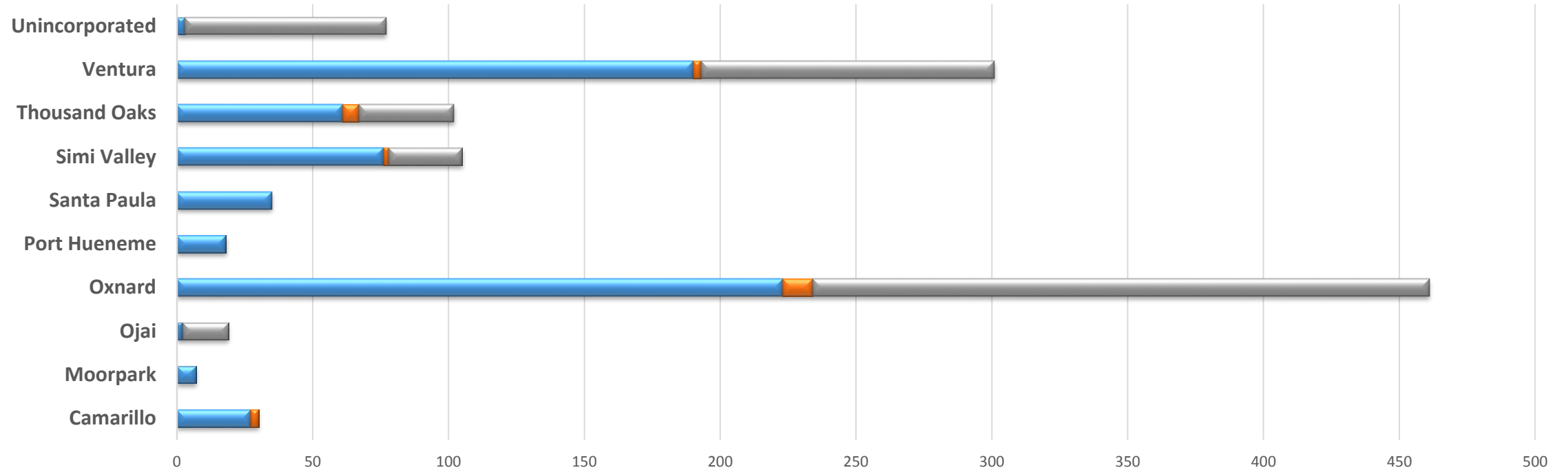
(Self Reported)



# 2017 UNSHELTERED SURVEY DATA



# 2017 Count by Jurisdiction



	Camarillo	Moorpark	Ojai	Oxnard	Port Hueneme	Santa Paula	Simi Valley	Thousand Oaks	Ventura	Unincorporated
Unsheltered	27	7	2	223	18	35	76	61	190	3
Unsheltered Children	3	0	0	11	0	0	2	6	3	0
Sheltered	0	0	17	227	0	0	27	35	108	74

■ Unsheltered ■ Unsheltered Children ■ Sheltered

# AT-RISK POPULATIONS

## Healthcare for the homeless

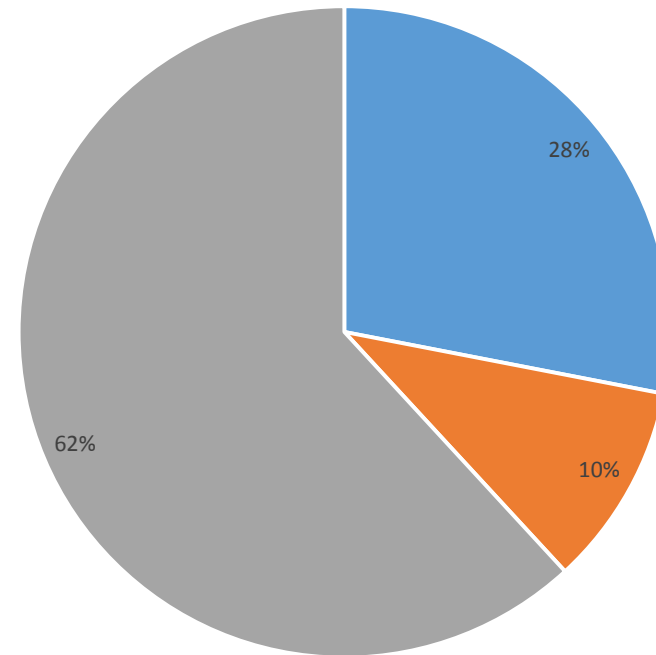
- 13,415 persons enrolled in County of Ventura's Healthcare for the Homeless program.
- Only 604 persons met the HUD definition of homeless.

## School District Data

- 3,286 students identified as homeless in Ventura County.
- Only 297 students met the HUD definition of homeless

# 2016 HMIS SYSTEM DATA

■ Permanently Housed ■ Temporary Placement ■ Remain Homeless



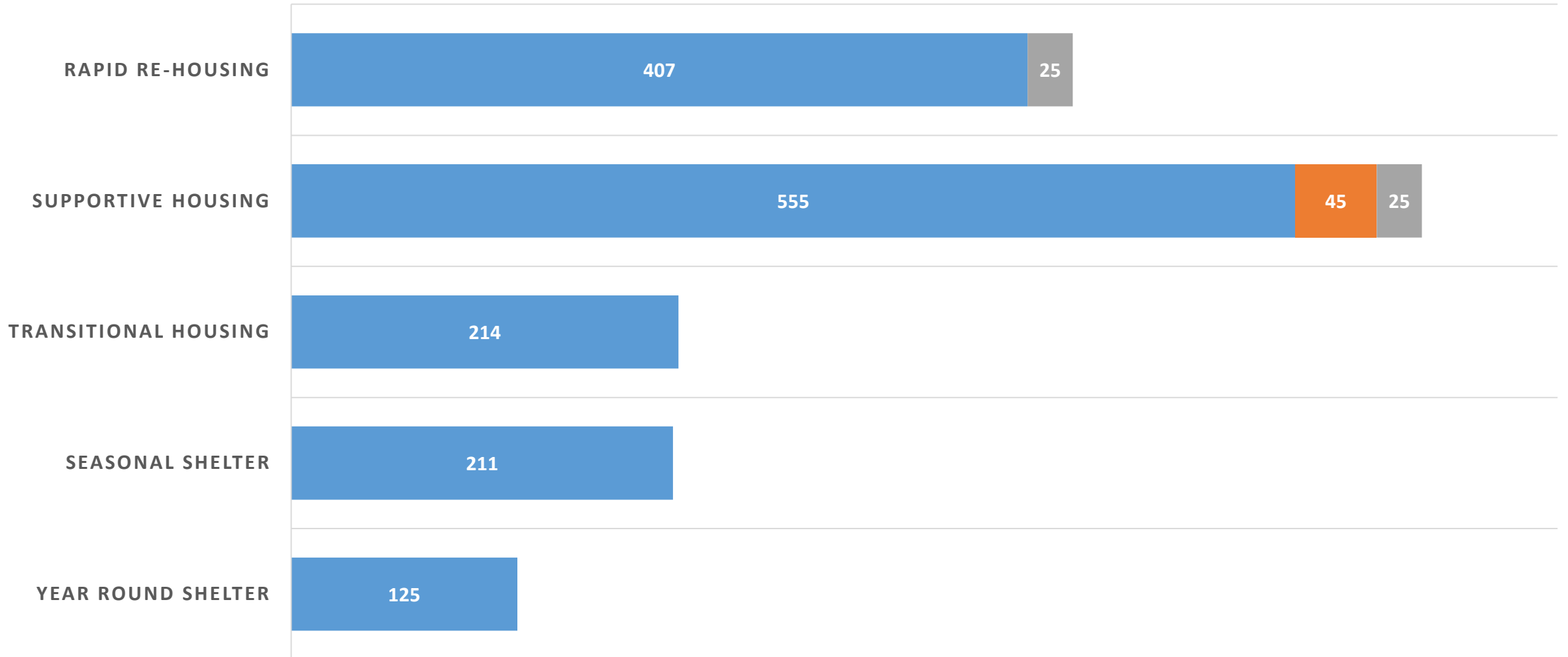
28% or 944 were recorded as permanently housed in HMIS in 2016

10% or 340 Persons in temporary placements still meet the HUD definition of homeless

72% of 3,366 persons in HMIS have active cases as of December 31, 2016

# 2017 HOUSING INVENTORY CHART

Utilized Available New





# First 90 Days—Pathways To Home (PTH) Ventura County Continuum of Care Coordinated Entry System

Using a Housing First model that is strength-based, trauma-informed and person-centered, with a standard assessment and coordinated entry to promote fair and equal access...

# 374

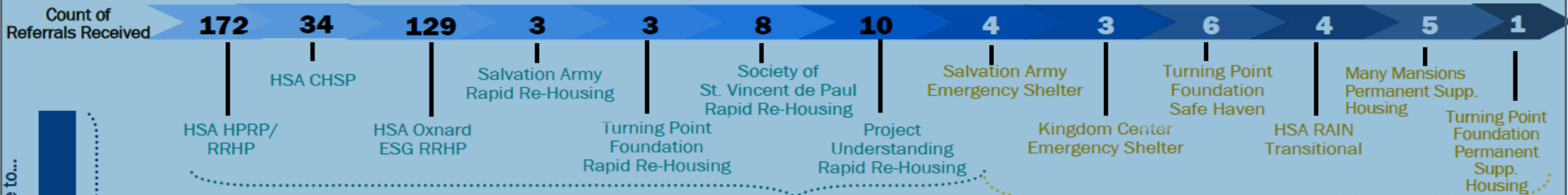
**homeless individuals entered Pathways To Home between October 10, 2016 and January 10, 2017**

291 clients from:

83 clients from: Simi Valley • Thousand Oaks • Camarillo • Moorpark • Newbury Park • Oak Park • Somis

Ventura • Oxnard • El Rio • Fillmore • Ojai • Piru • Port Hueneme • Santa Paula • Saticoy

Least support needed — **381 referrals received through the Continuum of Care Housing and Program Services** → Most support needed



By category, % referrals made to...

**89% HSA**

Clients eligible, based on need and VI-SPDAT Scores (an evidence-based tool used to assess level of need and risk), experienced...

**13 Weekly Case Conferences with partners**

Community Action of Ventura  
 County of Ventura  
 Healthcare Agency  
 Behavioral Health  
 One Stop  
 Human Services Agency  
 Homeless Services  
 HMIS  
 RAIN  
 Housing Authority City of Ventura

Kingdom Center  
 Lutheran Social Services  
 Many Mansions  
 Project Understanding  
 Salvation Army  
 Samaritan Center  
 Salvation Army-SSVF  
 Society of St. Vincent de Paul of Los Angeles  
 Turning Point Foundation  
 Ventura County Continuum of Care

**23 Case Presentations for eligible clients**

(15 single adults, 7 families, 1 Transitional Age Youth)



**40 Individuals Housed**

- 29 through service types
- 11 through housing types

### Accomplishments

- ◆ Housed at-risk homeless families and individuals
- ◆ Developing partnerships through ongoing planning, collaboration, participation and transparency
- ◆ Site visits provided program and technical support
- ◆ Case Conferences demonstrated consistent prioritization
- ◆ VI-SPDAT entered timely across all providers

### Opportunities

- ◆ Need for additional affordable and accessible housing
- ◆ Community and client education needed regarding eligibility criteria
- ◆ Reduce time from case conferences to referral to housed
- ◆ Improve Chronic Homeless Documentation by providers
- ◆ Improve consistency and accuracy HMIS data entry

# HOUSING CHALLENGES IN VENTURA COUNTY

- 2-3% Vacancy Countywide
- Average Rent \$1,822/month in January 2017

	Fair Market Rent	*Monthly Rent in \$		
		Lowest	Highest	Average
Efficiency unit/SRO	\$994	\$795	\$1,676	\$1,288
1 bedroom	\$1,197	\$550	\$2,895	\$1,587
2 bedroom	\$1,602	\$850	\$3,902	\$1,953
3 bedroom	\$2,264	\$1100	\$4,240	\$2,425
4 bedroom	\$2,489			



# INCOME NEEDED TO RENT IN VENTURA COUNTY

	Hourly Wage	Work hours @Min Wage	Annual Income Needed
Studio/SRO	\$19.12	76	\$37,760
One Bedroom	\$23.02	92	\$47,880
Two Bedroom	\$30.81	123	\$64,080
Three Bedroom	\$43.54	174	\$90,560
Four Bedroom	\$47.87	191	\$99,560

The Social Security Income (SSI) payment for an individual is \$889/month  
Rent affordable to a SSI recipient is \$267/month

# 2017 Recommendations

- End Veteran Homelessness by utilizing VASH vouchers and SSVF assistance.
- Adopt a zero tolerance policy for children living on the streets.
- Continue implementing and expanding Pathways to Home.
- Continue to implement Housing First approach.
- Increase supportive housing units for persons with disabilities that meet chronic homeless definition.
- Continue to utilize rapid re-housing resources for families.
- Each jurisdiction to adopt unsheltered numbers as baseline data to measure progress.